

Turmdrehkran

Tower Crane / Grue à tour / Gru a torre
Grúa torre / Guindaste de torre

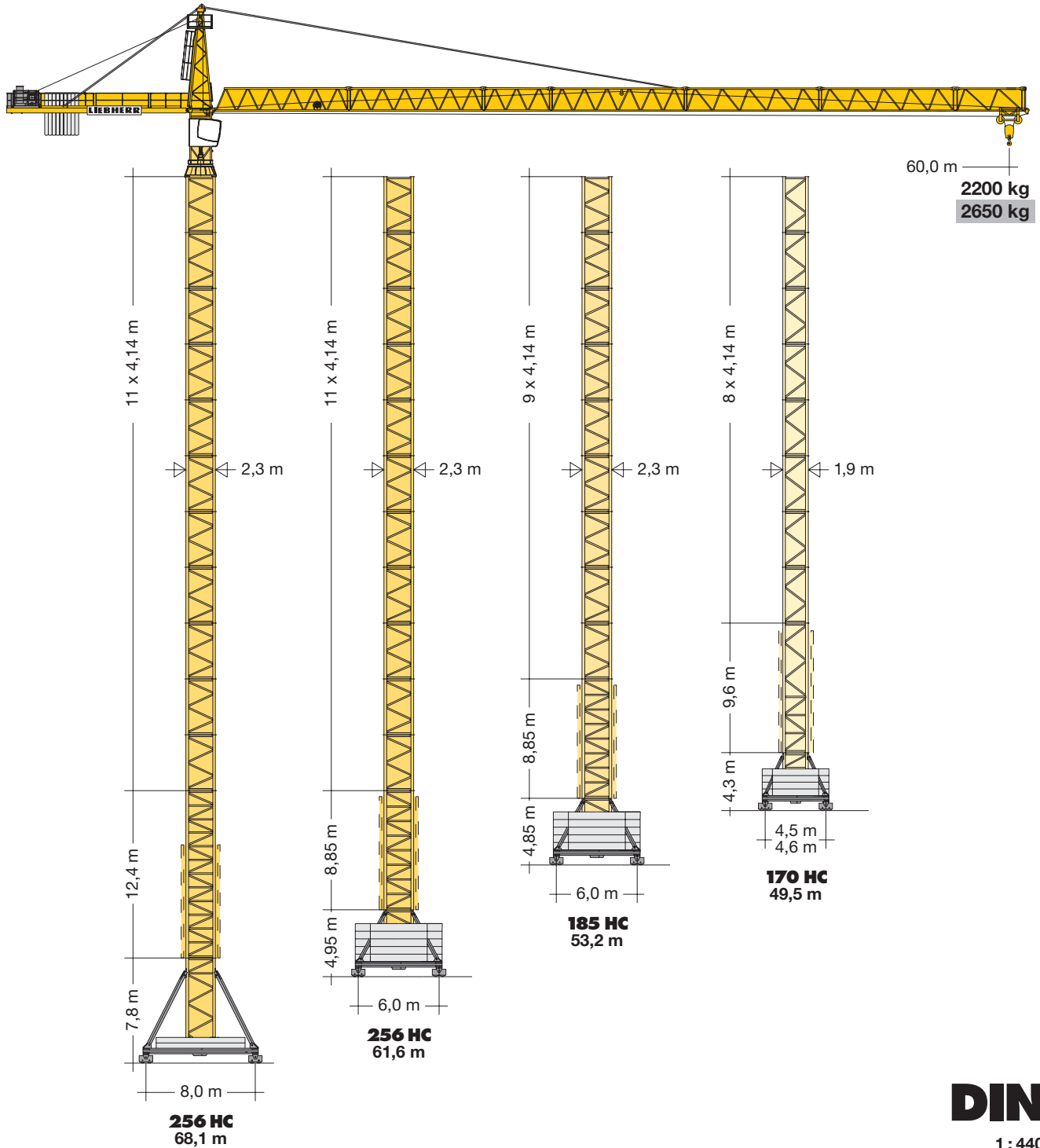
180 EC-H 10

180 EC-H 10 Litronic®

180 EC-H 6
180 EC-H 6 Litronic®

180 EC-H 10
180 EC-H 10 Litronic®

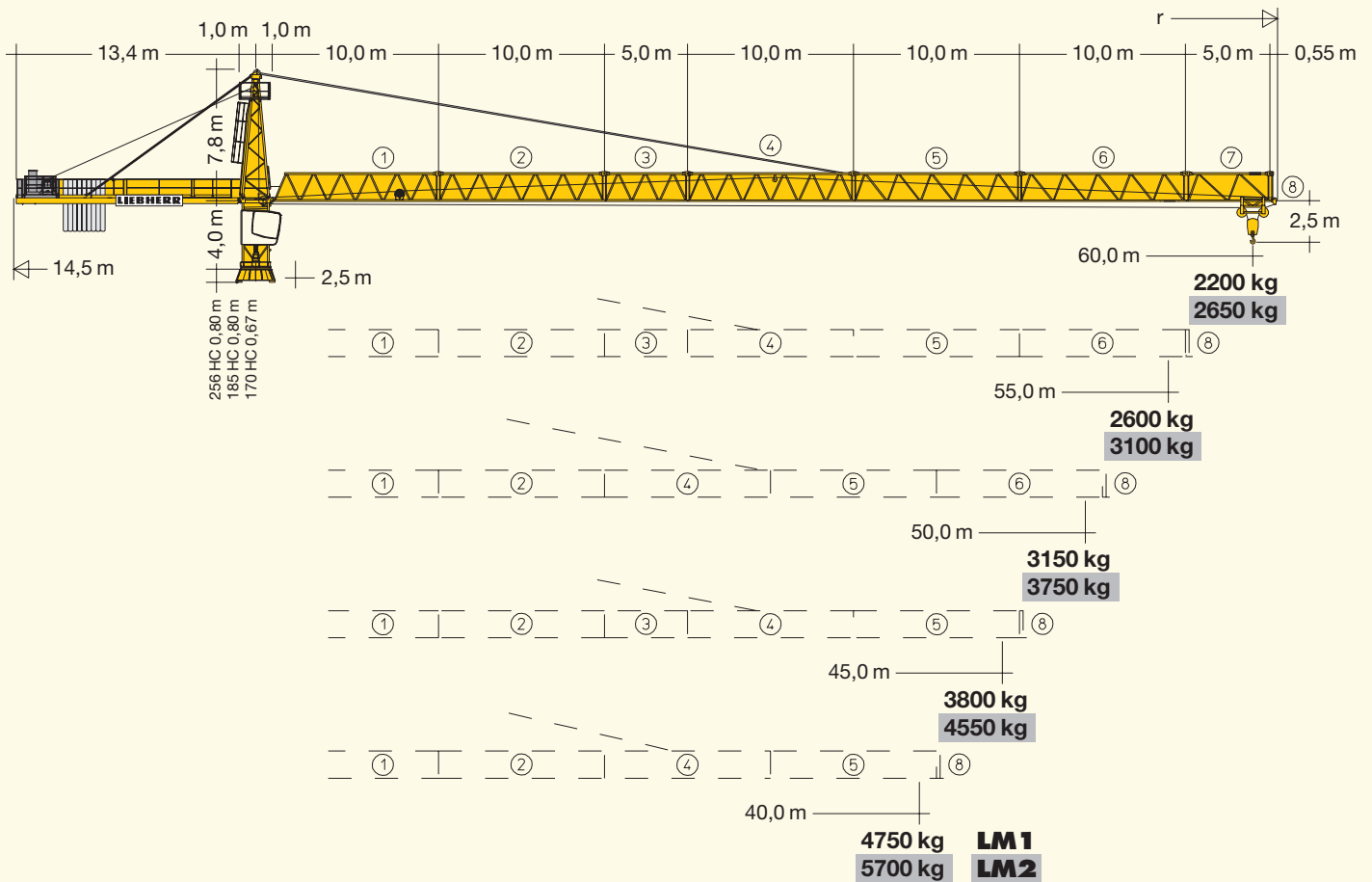
180 EC-H 12



DIN

1 : 440

LIEBHERR



Hubhöhe

Hoisting height / Hauteur sous crochet / Altezza di sollevamento / Altura bajo gancho / Altura de montagem

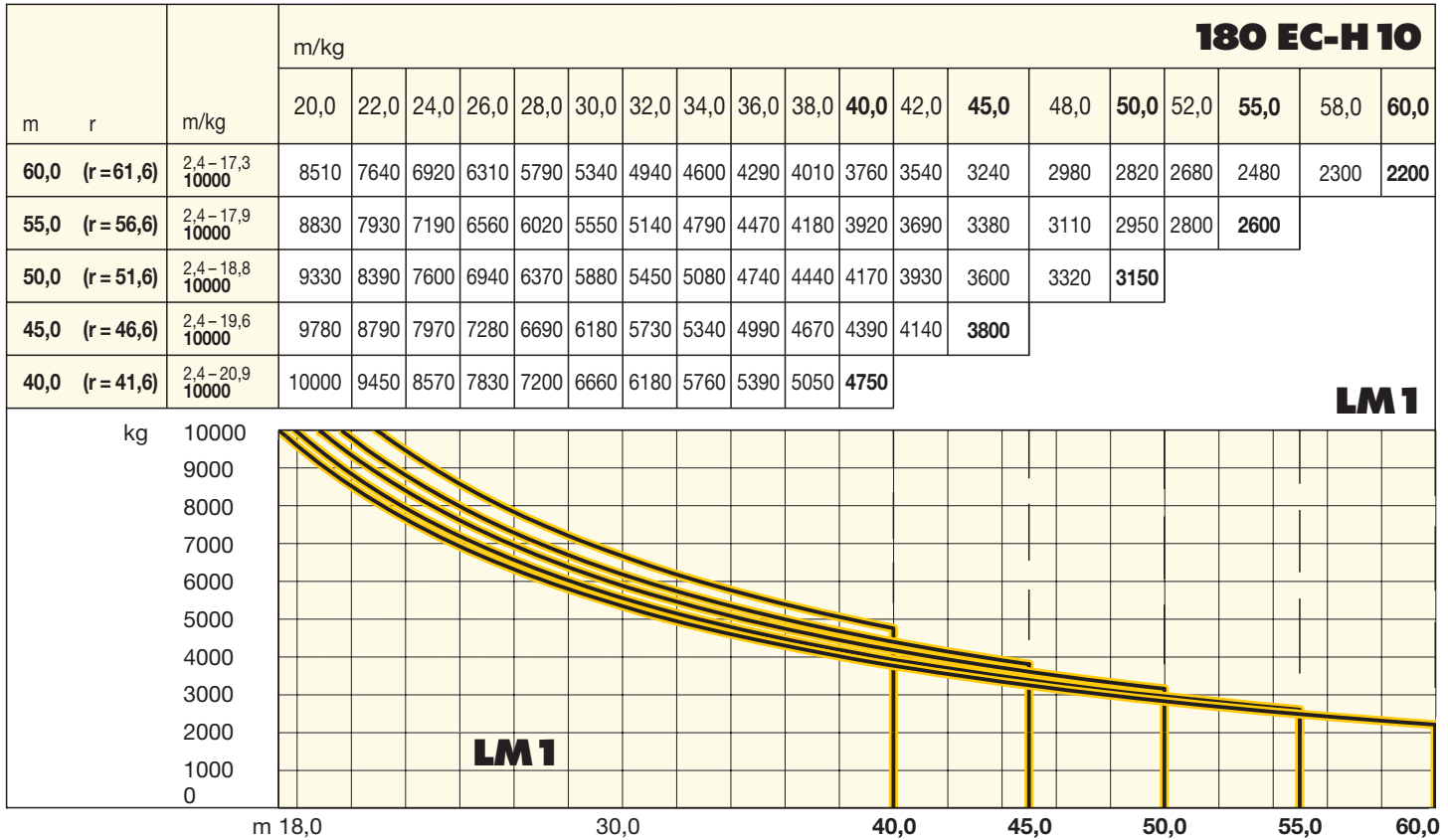
	170 HC		185 HC			256 HC						
12	-	-	-	-	-	-	64,6*	-	-	-	-	-
11	-	-	-	-	-	56,9*	60,5*	61,6*	65,2*	-	-	68,1*
10	-	-	52,8*	-	-	52,8	56,3	57,5	61,1*	54,1*	57,7*	63,9
9	49,5**	-	48,6*	53,2*	50,0*	48,6	52,2	53,3	56,9	50,0	53,6	59,8
8	45,4*	49,5*	44,5	49,0	45,9	44,5	48,0	49,2	52,8	45,9	49,4	55,6
7	41,2	45,4	40,3	44,9	41,7	40,3	43,9	45,0	48,7	41,7	45,3	51,5
6	37,1	41,2	36,2	40,7	37,6	36,2	39,8	40,9	44,5	37,6	41,2	47,4
5	32,9	37,1	32,1	36,6	33,4	32,1	35,6	36,8	40,4	33,4	37,0	43,2
4	28,8	32,9	27,9	32,5	29,3	27,9	31,5	32,6	36,2	29,3	32,9	39,1
3	24,7	28,8	23,8	28,3	25,2	23,8	27,3	28,5	32,1	25,2	28,7	34,9
2	20,5	24,7	19,6	24,2	21,0	19,6	23,2	24,3	28,0	21,0	24,6	30,8
1	16,4	20,5	15,5	20,0	16,9	15,3	19,1	20,2	23,8	16,9	20,5	26,7
0	12,2	16,4	11,4	15,9	12,7	11,4	14,9	16,1	19,7	12,7	16,3	22,5
	m		m			m a)	b)	a)	b)	a)	b)	

* ** LM 2 Nicht möglich. / Not possible. / Pas possible. / Non possibile. / No posible. / Nao é possível.

Weitere Hubhöhen sowie Klettern im Gebäude auf Anfrage. / Further hoist heights and climbing in the building on request.
 Hauteurs sous crochet plus élevées et hissage dans le bâtiment sur demande. / Altre altezze di sollevamento come pure varianti di gru allungabili: su richiesta. / Para alturas bajo gancho superiores y trepado en el interior del edificio, consultar. / Outras alturas de elevação e subida no edifício: conforme ao pedido.

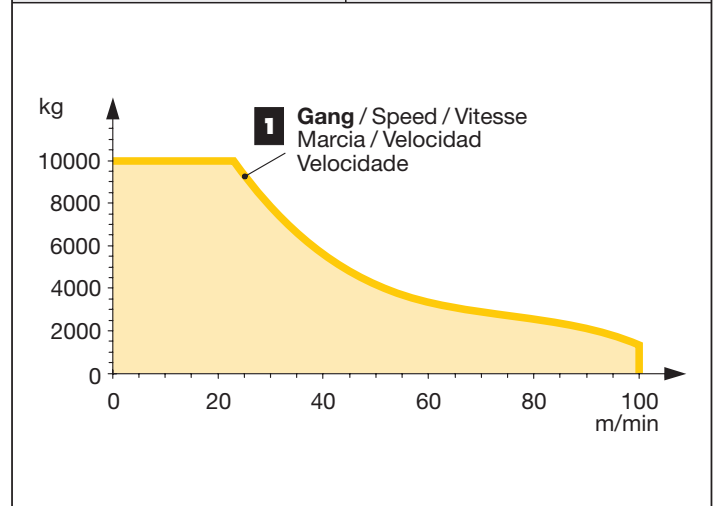
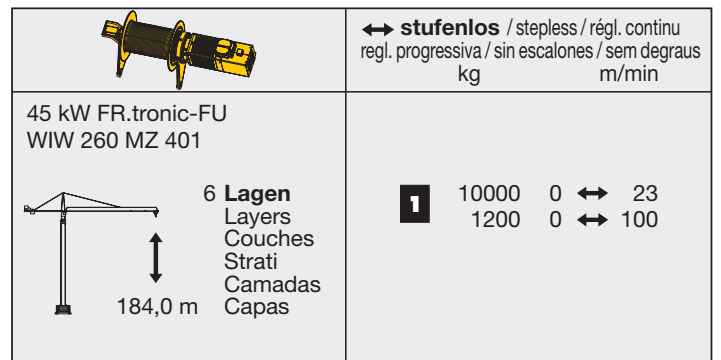
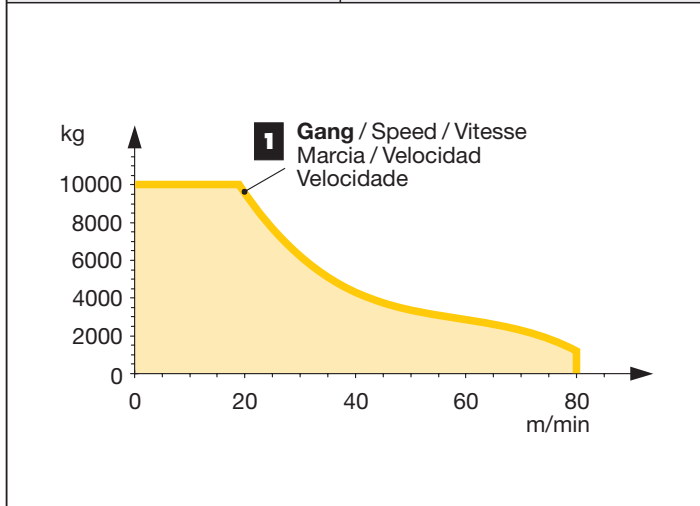
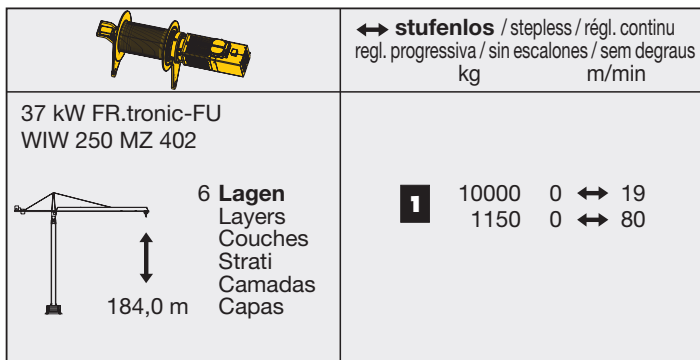
Ausladung und Tragfähigkeit

Radius and capacity / Portée et charge / Sbraccio e portata / Alcances y cargas / Alcance e capacidade de carga



Antriebe

Driving units / Mécanismes d'entraînement / Azionamenti / Mecanismos / Mecanismos

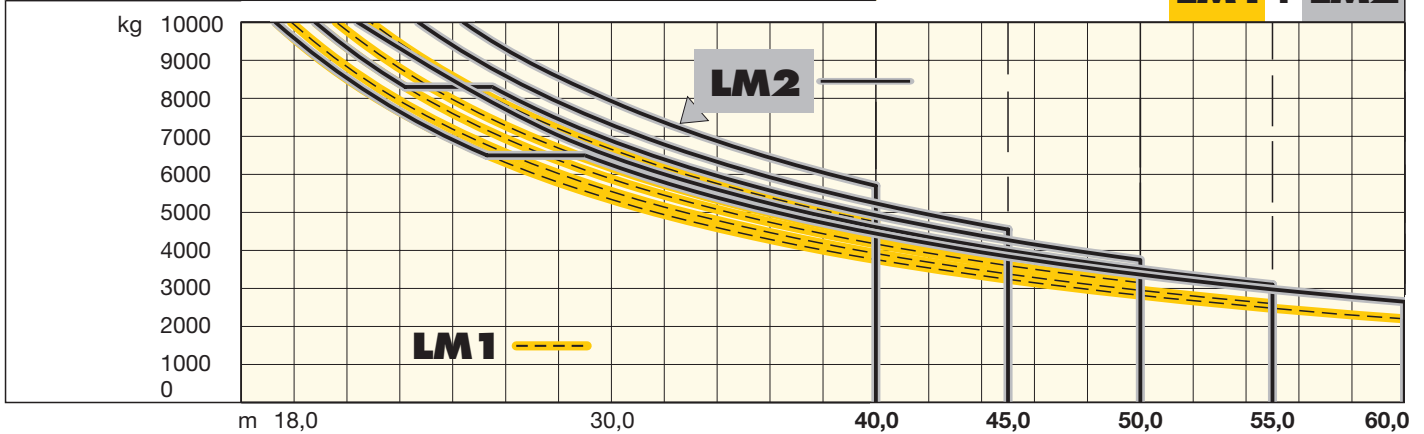


Ausladung und Tragfähigkeit

Radius and capacity / Portée et charge / Sbraccio e portata / Alcances y cargas / Alcance e capacidade de carga

		180 EC-H 10 Litronic®																				
m	r	m/kg	m/kg																			
			18,0	20,0	22,0	24,0	26,0	28,0	30,0	32,0	34,0	36,0	38,0	40,0	42,0	45,0	48,0	50,0	52,0	55,0	58,0	60,0
60,0	(r=61,6)	$\frac{2,4-17,3}{10000}$	9580	8510	7640	6920	6500	6500	6240	5790	5390	5040	4720	4440	4180	3840	3540	3360	3200	2970	2770	2650
55,0	(r=56,6)	$\frac{2,4-20,4}{10000}$	10000	10000	9200	8340	7620	7010	6470	6010	5600	5230	4910	4610	4350	4000	3690	3500	3330	3100		
50,0	(r=51,6)	$\frac{2,4-18,8}{10000}$	10000	9330	8390	8300	8100	7450	6890	6390	5960	5580	5230	4920	4640	4270	3940	3750				
45,0	(r=46,6)	$\frac{2,4-22,7}{10000}$	10000	10000	10000	9390	8590	7900	7310	6790	6330	5930	5560	5240	4940	4550						
40,0	(r=41,6)	$\frac{2,4-24,4}{10000}$	10000	10000	10000	10000	9300	8560	7930	7370	6880	6440	6050	5700								

LM1 + LM2











































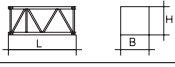
Antriebe

Driving units / Mécanismes d'entraînement / Azionamenti / Mecanismos / Mecanismos

	U/min 0 ↔ 0,8 sl./min tr./min	2 x 7,5 kW FR.tronic-FU
	0 ↔ 100,0 m/min	5,5 kW FR.tronic-FU
	25,0 m/min	2 x 5,5 kW (170 HC, 185 HC) 2 x 7,5 kW (256 HC)
	kVA	37 kW FU 45 kW FU 54,0 61,0

LM 2 Abweichende Geschwindigkeiten und Betriebsbedingungen. / Variant speeds and service conditions. / Vitesses et conditions de fonctionnement différentes. / Differenti velocità e condizioni di funzionamento. / Otras velocidades y características de funcionamiento. / Outras velocidades e características de funcionamento.

Kranoberteil		Upper part of crane / Partie supérieure de grue / Parte superiore della gru		L (m)	B (m)	H (m)	kg*		
Pos. Item Ref	Anz. Qty. Voce Cant.								
1	1	Drehbühne kpl. / Slewing platform cpl. Ensemble mât cabine cpl. / Piattaforma girevole compl. / Conjunto plataforma de giro Plataforma giratória compl.			170 HC	5,24	2,45	2,63	7900
			185 HC	5,40	2,80	2,64	8400		
			256 HC	5,40	2,80	2,64	8400		
2	1	Turmspitze / Tower head section Porte-flèche / Testa porta-braccio Cabeça de apoio de lança / Cabeza de torre				7,90	1,48	1,91	1900
3	1	Gegenausleger / Counter-jib Contre-flèche / Controbraccio Contrapluma / Contra-lança				13,50	2,30	0,61	3500
4	1	Hubwerkseinheit / Hoist gear unit / Treuil de levage / Gruppo meccanismo sollevamento / Mecanismo de elevación Grupo de mecanismo elevatório				2,20	2,34	1,66	2800
5	1	Ausleger-Anlenkstück / Jib heel section Pied de flèche / Settore articolato di braccio Base articulada de lança / Pluma tramo primero				10,21	1,68	1,95	① 2010
6	4	Ausleger-Zwischenstück / Intermediate jib section / Élément intermédiaire de flèche Spezzone di braccio / Peça suplementar da lança / Tramo intermedio pluma				10,30	1,50	1,95	② 1320 ④ 1400 ⑤ 1100 ⑥ 710
7	2	Ausleger-Zwischenstück / Intermediate jib section / Élément intermédiaire de flèche Spezzone di braccio / Peça suplementar da lança / Tramo intermedio pluma				5,30	1,50	1,90	③ 710 ⑦ 350
8	1	Ausleger-Kopfstück / Jib head Pointe de flèche / Punta freccia Cabeça de lança / Tramo punta de pluma				0,65	1,66	2,00	⑧ 170
9	1	Laufkatze und Lasthaken / Trolley and hook / Chariot de distribution et crochet Carrello con gancio / Carrito y gancho Carro de ponte e gancho				1,85	1,69	1,42	950
Turm		Tower / Mât / Torre							
10	8-9 9-10 10-12	Turmstück / Tower section Élément de mât / Elemento di torre Torre / Torre			170 HC	4,14	1,90	1,90	1850
					185 HC	4,14	2,30	2,30	2240
					256 HC	4,14	2,30	2,30	2300
11	1	Turmstück lang / Long tower section Élément de mât long / Elemento di torre, lungo Tramo de torre largo / Peça de torre, comprida			170 HC	12,42	1,90	1,90	4780
					185 HC	12,42	2,30	2,30	5460
					256 HC	12,42	2,30	2,30	5770
12	1	Grundturmstück / Base tower section Mât de base / Elemento di torre base Tramo torre base / Peça de base de torre			170 HC	9,60	1,90	1,90	4480
					185 HC	8,85	2,30	2,30	4280
					256 HC	8,85 (12,42)	2,30 (2,30)	2,30 (2,30)	4830 (7940)
Klettereinrichtung		Climbing equipment / Equipement de télescopage / Attrezzatura per allungamento della gru							
		Equipo de trepado / Acsórios p. subida no edificio							
13	1	Führungsstück kpl. / Guide section cpl. / Cage télescopique cpl. / Gabbia di sopraelevazione compl. / Peça de guia compl. / Torre de montagem completa			170 HC	9,04	2,31	2,28	4400
					185 HC	8,39	2,68	2,58 (3,04)	5210
					256 HC	8,39	2,68	2,58 (3,04)	5210
14	1	Hydraulikanlage, Stütz- und Klettertraverse / Hydraulic unit, supporting and climbing cross members / Système hydraulique avec traverses d'appui et de télescopage Sistema idraulica, travessa di appoggio e allungamento gru / Instalação hidráulica, travessa de apoio e subida / Sistema hidráulico con traviesa de apoyo y trepado			170 HC	2,00	1,10	1,00	1100
					185 HC	2,30	1,25	1,00	1150
					256 HC	2,30	1,25	1,00	1300
Unterwagen		Undercarriage / Châssis / Carro della gru							
		Carro con mástil / Carro de guindaste							
15	2	Fahrschemel mit Antrieb / Rail bogie with drive / Bogie moteur / Telaio con gruppo propulsore / Quadro sem grupo de propulsão Caja rodillo motriz			170 HC	1,46	0,84	0,87	920
					185 HC	1,46	0,84	0,87	920
					256 HC	1,63 (1,46)	0,92 (0,84)	0,95 (0,87)	1690 (920)
16	2	Fahrschemel ohne Antrieb / Rail bogie without drive / Bogie fou / Telaio senza gruppo propulsore / Quadro com grupo de propulsão / Caja rodillo conducido			170 HC	1,15	0,60	0,87	880
					185 HC	1,15	0,60	0,87	880
					256 HC	1,37 (1,15)	0,62 (0,60)	0,95 (0,87)	1340 (880)
17	1	Tragholm lang / Long support arm Longeron long / Longherone lungo Brazo largo soporte / Travessa comprida			170 HC	7,15	0,80	0,70	1070
					185 HC	9,10	0,82	0,74	1350
					256 HC	9,10 (11,95)	0,80 (0,82)	0,80 (0,80)	1650 (2200)
18	2	Tragholm kurz / Short support arm Longeron court / Longherone corto Brazo corto soporte / Travessa curta			170 HC	3,45	0,60	0,70	500
					185 HC	4,41	0,62	0,71	615
					256 HC	4,45 (5,58)	0,77 (0,65)	0,77 (0,77)	850 (1035)
19	2 + 2	Randträger / Border support Traverse / Supporti base Traviesa / Apoio de bordo			170 HC	4,08 - 4,30	0,16 - 0,33	0,11 - 0,14	80 - 200
					185 HC	5,48 - 5,46	0,11 - 0,17	0,16 - 0,38	60 - 230
					256 HC	5,46 - 5,40 (7,52 - 7,46)	0,11 - 0,18 (0,10 - 0,17)	0,16 - 0,38 (0,10 - 0,38)	95 - 270 (183 - 460)
20	4	Stützholm / Support strut Hauban de châssis / Correnti di appoggio Tirante vertical / Travessa de apoio			170 HC	3,53	0,25	0,17	240
					185 HC	4,23	0,17	0,25	275
					256 HC	4,14 (6,55)	0,18 (0,22)	0,25 (0,25)	330 (600)

Pos. Item Rep. Voçe Pos. Ref.	Anz. Qty. Qte. Qta. Cant. Cant.				L (m)	B (m)	H (m)	kg*
21	1	Unterswagen-Turmstück / Undercarriage tower section / Mât de châssis / Elemento di torre del carro / Tramo de carro / Peça de torre do chassis		170 HC 185 HC 256 HC	3,30 3,73 3,73 (6,70)	2,15 2,52 2,62 (2,53)	2,15 2,52 2,62 (2,53)	2000 2050 3000 (4200)
22	1	Kleinteile, Seile und Abspannungen / Small parts, ropes and holding bars Accessoires, câbles et tirants / Accessori, funi e attrezzi di ancoraggio Despieces, cables y tirantes / Acessórios, cabos e peças de ancoragem		170 HC 185 HC 256 HC	9,00	1,60	1,00	4000

() **Angaben in Klammern gelten für 8 m-Unterswagen.** / The data in brackets are valid for an undercarriage of 8 m. / Les données techniques indiquées entre parenthèses sont valables pour un châssis de 8 m. / Caratteristiche in (..) valgono per carro di 8 m. / Los datos entre paréntesis son válidos para carro de 8 m. Características em (..) válidas pelo chassis de 8 m.

* **Einzelgewichte.** / Single weights. / Poids individuels. / Pesi di componenti. / Pesos de peças componentes. / Pesos unitarios.

Konstruktionsänderungen vorbehalten!

Subject to alterations! / Sous réserves de modifications!
Si fa riserva di modifiche! / Salvo modificação da construação!
¡Sujeto a modificaciones!

Sämtliche Angaben erfolgen ohne Gewähr. / This information is supplied without liability.

Ces renseignements sont sans garantie. / Le indicazioni contenute si intendono salvo errori ed omissioni.
Declinamos toda responsabilidad derivada de la información proporcionada. / Declinamos qualquer
responsabilidade quanto à informação fornecida.