

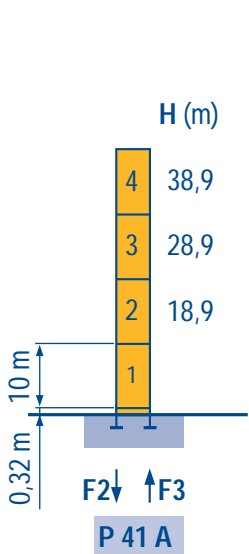
Mat / Réactions
Maste / Eckdrücke
City 1,6 m



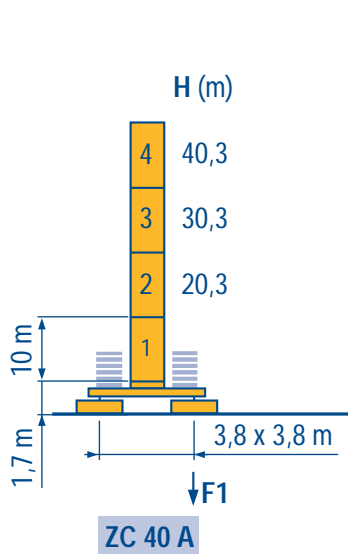
Masts / Reactions
Mástil / Reacciones
City 1,6 m



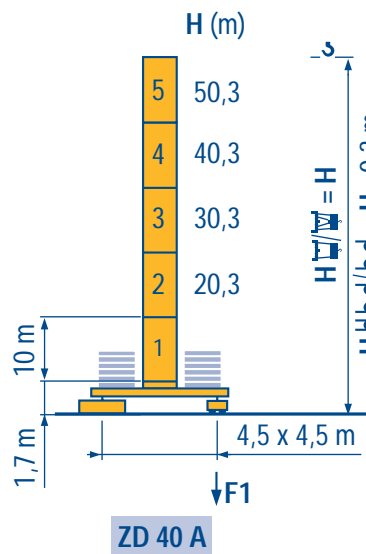
Torre / Reazioni
塔身 / 反力
City 1,6 m



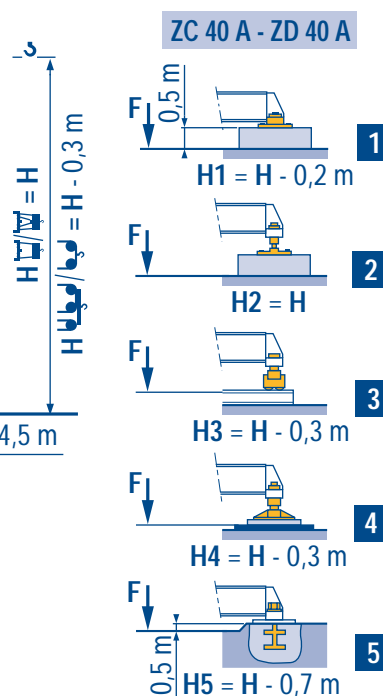
F2	● 80 t	■ 88 t
F3	● 54 t	■ 64 t
	31 t	



F1	● 58 t	■ 63 t
	35 t	



F1	● 65 t	■ 83 t
	40 t	



LNQ 1

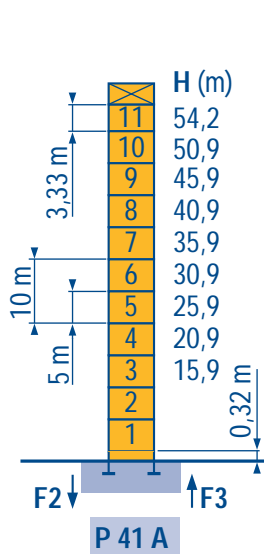
Télescopable 1,6 m
Teleskopierbar 1,6 m



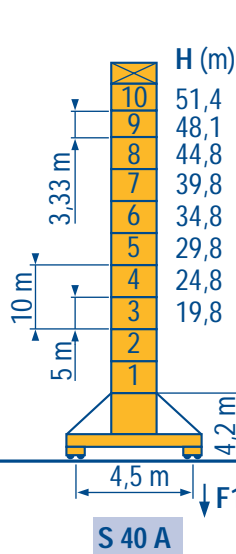
Telescopic 1,6 m
Telescopico 1,6 m



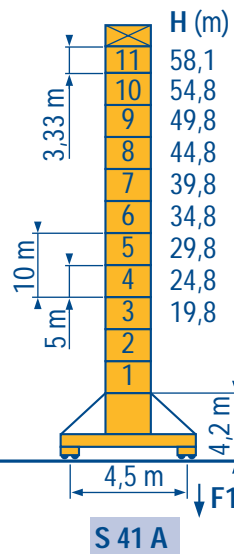
Telescopico 1,6 m
可顶升 1,6 m



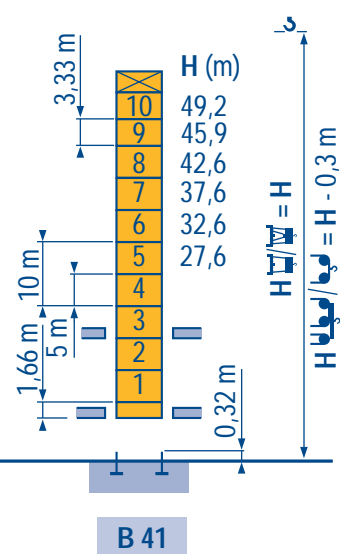
F2	● 115 t	■ 173 t
F3	● 81 t	■ 142 t
	46 t	



F1	● 73 t	■ 96 t
	50 t	



F1	● 86 t	■ 121 t
	54 t	



LNQ 1

Voir télescopage sur dalles
● Réactions en service
■ Réactions hors service
 A vide sans lest avec flèche et hauteur maximum.



See climbing crane
Reactions in service
Reactions out of service
Without load and ballast with longest jib and maximum height.



Consultare gru in cavedio
Reazioni in servizio
Reazioni fuori servizio
A vuoto senza zavorra e con braccio massimo e altezza massima.



Siehe kletterkrane im gebäude
● Reaktionskräfte in Betrieb
■ Reaktionskräfte außer Betrieb
 Ohne Last und Ballast mit Maximalausleger und Maximalhöhe.

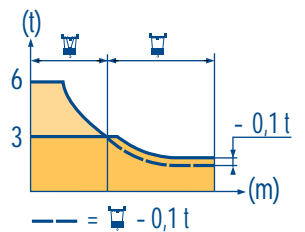
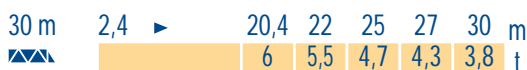
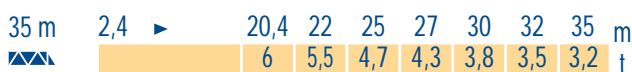
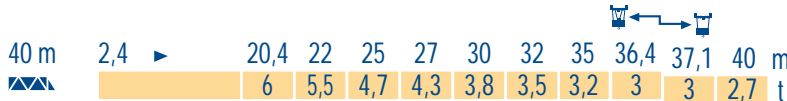
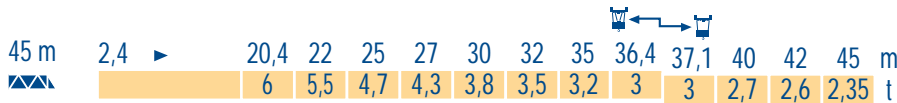
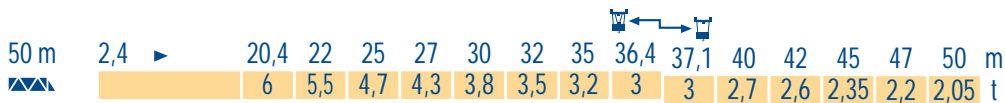
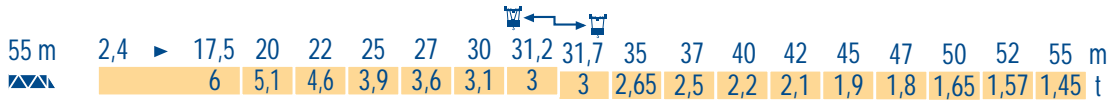
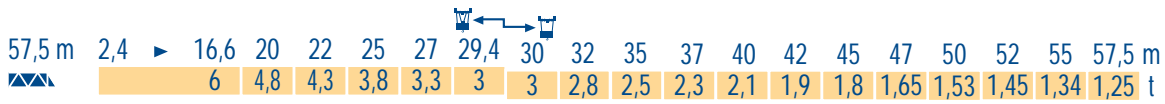
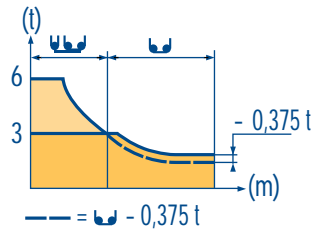
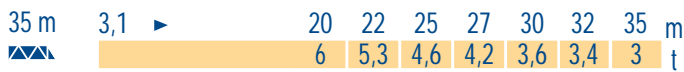
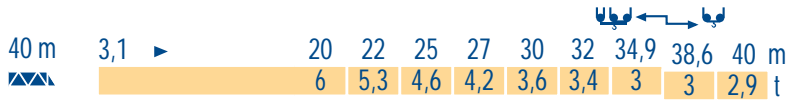
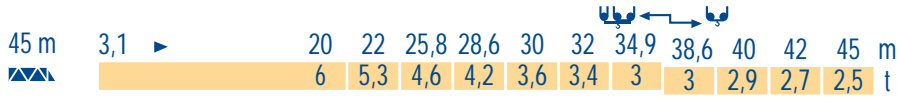
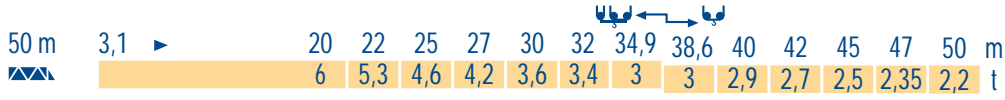
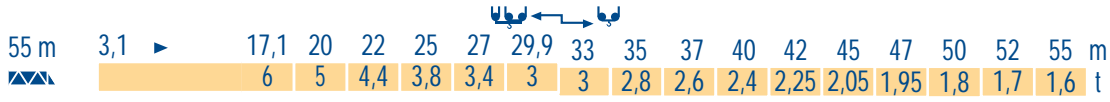
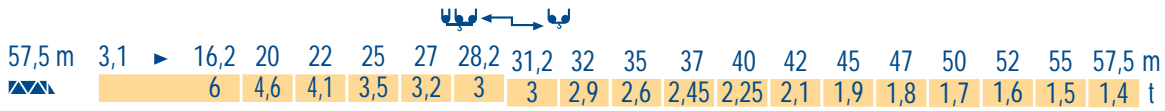


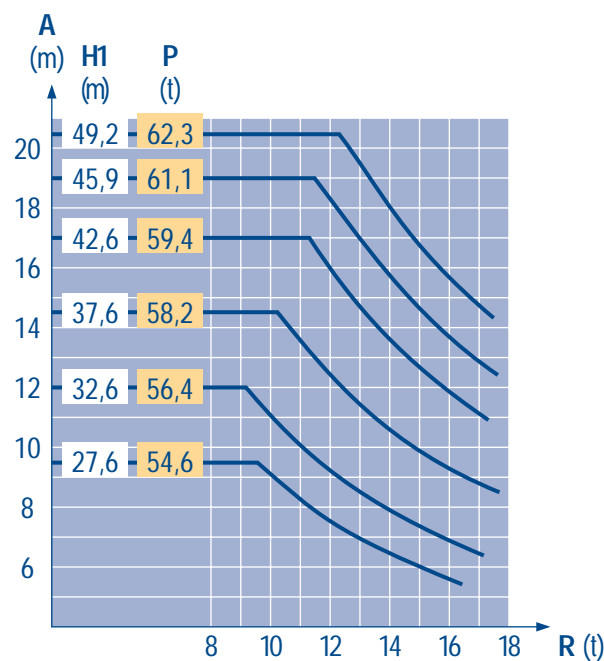
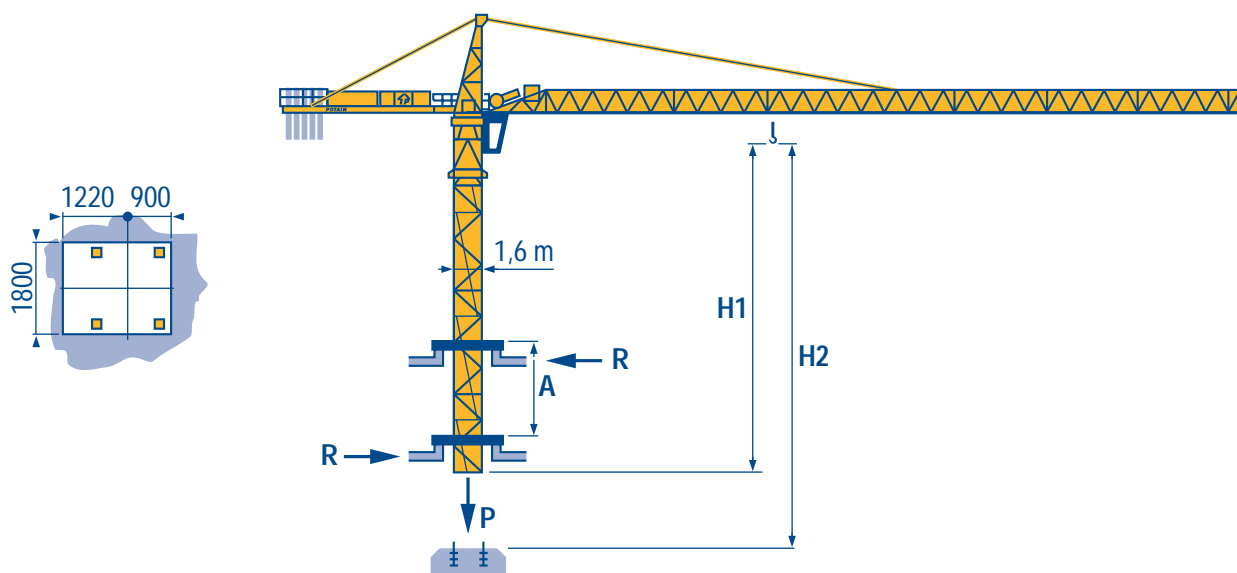
Vea grua trepadora
Reacciones en servicio
Reacciones fuera de servicio
Sin carga, sin lastre con flecha y altura máxima.



見楼板顶升
工作状况下的反应
非工作状况下的反应
空载, 无配重, 起重臂和高度均为最大值







LNQ 1

A Distance entre cadres

H1 Hauteur grue

P Poids de la grue (en service)

R Réaction horizontale

F

Distance between collars

Crane height

Crane weight (in service)

Horizontal reaction

GB

Distanza fra i telai

Altezza gru

Peso della gru (in servizio)

Reazione orizzontale

I

A Abstand zwischen den Rahmen

H1 Kranhöhe

P Krangewicht (in Betrieb)

R Horizontalkräfte

D

Distancia entra marcos

Altura grúa

Peso de la grúa (en servicio)

Reaccion horizontal

E

各附着框之间距离

工作状态下塔机高度

工作状态下塔机重量

水平反力

C

Lest de contre-flèche
Gegenauslegerballast



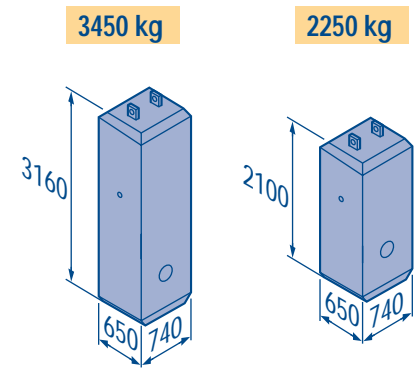
Counter-jib ballast
Lastre de contra flecha



Contrappeso
平衡臂重



		3450 kg	2250 kg	(kg)
57,5 m	14,3 m	5	-	17 250
55 m	14,3 m	4	1	16 050
50 m	13 m	4	1	16 050
45 m	13 m	3	2	14 850
40 m	13 m	4	-	13 800
35 m	13 m	3	1	12 600
30 m	13 m	2	2	11 400



LNQ 1

Lest de base
Grundballast



Base ballast
Lastre de base



Zavorra di base
压重



∅1,6 m	ZC 40 A ◀●▶	H (m)	40,3	30,3	20,3						
		(t)	65	60	55						
∅1,6 m	ZD 40 A ◀●▶	H (m)	50,3	40,3	30,3	20,3					
		(t)	70	55	45	45					
∅1,6 m	S 40 A ◀●▶	H (m)	51,4	48,1	44,8	39,8	34,8	29,8	24,8	19,8	
		(t)	84	72	54	36	36	36	36	36	
∅1,6 m	S 41 A ◀●▶	H (m)	58,1	54,8	49,8	44,8	39,8	34,8	29,8	24,8	19,8
		(t)	114	102	78	54	36	36	36	36	36

LNQ 1

		U				UU				ch - PS hp	kW		
	33 PC 15	m/min	—	6	37,5	75	—	3	19	37,5	33	24	320 m > 320
		t	—	3	3	1,5	—	6	6	3			
	33 LVF 15	m/min	4,6	12	37,5	75	2,3	6	19	37,5	33	24	320 m > 320
		t	3	3	3	1,5	6	6	6	3			
	45 RCS 15	m/min	—	—	0 → 52,5	0 → 105	—	—	0 → 26	0 → 52	45	33	472 m > 472
		t	—	—	3	1,5	—	—	6	3			
	4 D3 V3	m/min	15 - 30 - 58								4	3	
	RCV 145	tr/min U/min rpm	0 → 0,8								2 x 6	2 x 4,4	
ZC 40 A ZD 40 A 	RT 224	m/min	25								2 x 4	2 x 2,9	
S 40 A 	RT 324	m/min	12,5 - 25								2 x 7	2 x 5,2	
	TCV 449 ARC R ≥ 10 m H ≤ 34,8 m	m/min	10 - 50								4 x 6,8	4 x 5	
S 41 A 	RT 443 A1 2V	m/min	15 - 30								4 x 5	4 x 3,7	
	TCV 449 ARC R ≥ 10 m H ≤ 34,8 m	m/min	10 - 50								4 x 6,8	4 x 5	

CEI 38	IEC 38	kVA	
400 V (+6% -10%) 50 Hz		33 PC : 50 kVA 33 LVF : 50 kVA 45 RCS : 65 kVA	84/534 - 87/405

LNQ 1

	Levage	F	Hoisting	GB	Sollevamento	I
	Distribution		Trolleying		Distribuzione	
	Orientation		Slewing		Rotazione	
	Translation		Travelling		Traslazione	
	Conforme aux directives CEE 84/534 et 87/405 sur le niveau acoustique		In compliance with the EEC 84/534 and 87/405 Instructions on noise level		Conforme alle direttive CEE 84/534 e 87/405 sul livello acustico	
		Nous consulter	Consult us		Consultateci	
	Heben	D	Elevación	E	起升	C
	Katzfahren		Distribución		变幅	
	Schwenken		Orientación		回转	
	Kranfahren		Traslación		行走	
	Gemäss EWG-Richtlinien 84/534 und 87/405 für den Schall-Leistungspegel		Conforme con las directivas CEE 84/534 y 87/405 sobre el nivel acustico		符合 CEE 84/534 - CEE 87/405 声晌度规定	
		Auf Anfrage	Consultarnos		请向我方咨询	

POTAIN

GRUPE LEGRIS INDUSTRIES

18.Rue de Charbonnières, B.P. 173-F
69132 ECULLY Cedex
Tél. (33)04.72.20.20.20
Fax (33)04.72.20.20.00
http://www.potain.fr
E-mail : mkt@potain.fr

CITY CRANE MD 125 A

Copyright.Reproduction interdite © POTAIN 1997

Deutschland
POTAIN GmbH Tel : 06.105.704.0
Italia
POTAIN S.p.A. Tel : 039.65.631
China
Zhangjiagang POTAIN Tel : 520. 877.1451